



Fond du Lac County Economic Development Corporation
 116 North Main Street, Fond du Lac, Wisconsin 54935
 920.929.2928
 hello@FutureFC.com

Business Utility Rates

Alliant Energy (Wisconsin Power and Light) Business Electricity Cost - Commercial Service

Fond du Lac County Communities Served Include: Brandon, Campbellsport, Eden, Fairwater, Fond du Lac, North Fond du Lac, Oakfield, Ripon, Rosendale, and Waupun

COMMERCIAL SERVICE SCHEDULE (CG-2 TIME OF DAY OPTION)	
Customer Charge	
Commercial Lighting Service	\$0.8180 per day
Combined Power and Lighting Service	\$0.9205 per day

COMMERCIAL SERVICE SCHEDULE (CG-2 TIME OF DAY OPTION)				
Energy Charge	Per KWh Used For			
	June 1—September 30		October 1—May 31	
On-Peak Periods, Weekdays	On-Peak	Off-Peak	On-Peak	Off-Peak
14 hours, 8 a.m. to 10 p.m.	0.07667	0.04503	0.06569	0.04503
12 hours, 8 a.m. to 8 p.m.	0.07974	0.04503	0.06832	0.04503
12 hours, 9 a.m. to 9 p.m.	0.07974	0.04503	0.06832	0.04503
12 hours, 10 a.m. to 10 p.m.	0.07974	0.04503	0.06832	0.04503

COMMERCIAL SERVICE SCHEDULE (CG-2 TIME OF DAY OPTION)		
Firm Demand Charge (per KWh)	Per KWh Used For	
	June 1—September 30	October 1—May 31
14 hour On-Peak	\$10.00	\$8.53
12 hour On-Peak	\$10.40	\$8.87
Customer Demand Charge: \$2.00 per KWh of customer demand per month		

On-Peak Time Period Length On-Peak Hours Off-Peak Hours 14 hour 8 a.m. to 10 p.m., Mon.-Fri. All other times 12 hour 8 a.m. to 8 p.m., Mon.-Fri. All other times 12 hour 9 a.m. to 9 p.m., Mon.-Fri. All other times 12 hour 10 a.m. to 10 p.m., Mon.-Fri. All other times

**Alliant Energy (Wisconsin Power and Light)
Business Natural Gas Costs**

Fond du Lac County Communities Served Include: Brandon, Campbellsport, Eden, Fond du Lac, North Fond du Lac, Oakfield, Ripon, Rosendale, and Waupun

NATURAL GAS SERVICE COSTS	CG-1 SMALL COMMERCIAL (< 5,000 therms annually)	GC-3 MEDIUM COMMERCIAL AND INDUSTRIAL (over 20,000—200,000 therms annually)	GC-5 LARGE COMMERCIAL AND INDUSTRIAL (over 1.3 million—7.5 million therms annually)
Customer Charge	\$0.3900 per day	\$2.50 per day	\$36.25 per day
Distribution Service Rate	\$0.1471 per therm	\$0.0700 per therm	\$0.0378 per therm
Base Gas Rate plus GSAR (Gas Supply Market Adjustment)	\$0.5471 per therm	\$0.5471 per therm	\$0.5434 per therm
Gas Supply Market Adjustment	(\$0.2095) per therm	(\$0.2095) per therm	(\$0.2095) per therm
Current Effective Rate	\$0.4846 per therm	\$0.4126 per therm	\$0.3716 per therm

**Alliant Energy (Wisconsin Power and Light)
Business Electricity Costs – Industrial Service**

Fond du Lac County Communities Served Include: Brandon, Campbellsport, Eden, Fairwater, Fond du Lac, North Fond du Lac, Oakfield, Ripon, Rosendale, and Waupun

INDUSTRIAL SERVICE: (CP-1 TIME OF DAY RATE)	
Customer Charge	\$7.67 per day
Energy Limiter	0.14739 per KWh

INDUSTRIAL SERVICE: (CP-1 TIME OF DAY RATE)				
Schedule for customers with monthly demand in excess of 200 KWh for at least 8 of 12 months				
Energy Charge	Per KWh Used For			
	June 1—September 30		October 1—May 31	
	On-Peak	Off-Peak	On-Peak	Off-Peak
14 hour	0.06808	0.03978	0.05839	0.03978
12 hour	0.07148	0.03978	0.06131	0.03978

INDUSTRIAL SERVICE: (CP-1 TIME OF DAY RATE)		
Maximum Demand Charge (per KWh)	Per KWh Used For	
	June 1—September 30	October 1—May 31
14 hour On-Peak	\$11.53	\$10.12
12 hour On-Peak	\$12.11	\$10.63
Customer Demand Charge: \$2.00 per KWh		

On-Peak Time Period Length On-Peak Hours Off-Peak Hours 14 hours 8 a.m. to 10 p.m., Mon.-Fri. All other times 12 hours 8 a.m. to 8 p.m., Mon.-Fri. All other times 12 hours 9 a.m. to 9 p.m., Mon.-Fri. All other times 12 hours 10 a.m. to 10 p.m., Mon.-Fri. All other times

Waupun Utilities Business Electric Rate Sheet

	SMALL POWER SERVICE SCHEDULE (CP-1 TIME OF DAY SERVICE)	LARGE POWER SERVICE SCHEDULE (CP-2 TIME OF DAY SERVICE)	INDUSTRIAL POWER SERVICE SCHEDULE (CP-3 TIME OF DAY SERVICE)	LARGE INDUSTRIAL POWER SERVICE SCHEDULE (CP-4 TIME OF DAY SERVICE)
	Demand between 50 kW and 200kW per month	Demand between 200 kW and 1,000 kW per month	Demand between 1,000 kW and 3,500 kW per month	Demand greater than 3,500 kW per month
Fixed Charge	\$50.00 per month	\$150.00 per month	\$250.00 per month	\$250.00 per month
Small Power Energy Charge	On-peak \$0.0850 per kWh Off-peak \$0.0615 per kWh	On-peak \$0.0799 per kWh Off-peak \$0.0460 per kWh	On-peak \$0.0765 per kWh Off-peak \$0.0394 per kWh	On-peak \$0.0440 per kWh Off-peak \$0.0330 per kWh
Distribution Demand Charge	\$1.50 per kWh	\$1.75 per kWh	\$2.00 per kWh	\$2.00 per kWh
Peak Demand Charge	\$8.50 per kWh	\$10.35 per kWh	\$12.15 per kWh	\$22.40 per kWh
Demand Energy Limiter (customers with lower load factors shall be billed the lesser of the demand charge plus the energy charge of \$1.296 per kWh each month)	\$0.1296 per kWh	NA	NA	NA
Commitment to the Community Charge (state required funding of low income assistance and energy efficiency programs. The charge shall not exceed the greater of the monthly amount shown or 3.0% of the electric bill).	\$7.50 per month	\$35.00 per month	\$50 per month	\$50 per month
Notes	Energy is subject to Power Cost Adjustment (PCAC)	Energy is subject to Power Cost Adjustment (PCAC)	Energy is subject to Power Cost Adjustment (PCAC)	Energy is subject to Power Cost Adjustment (PCAC)
On-peak hours: 8AM-8PM, Monday - Friday, excluding holidays				

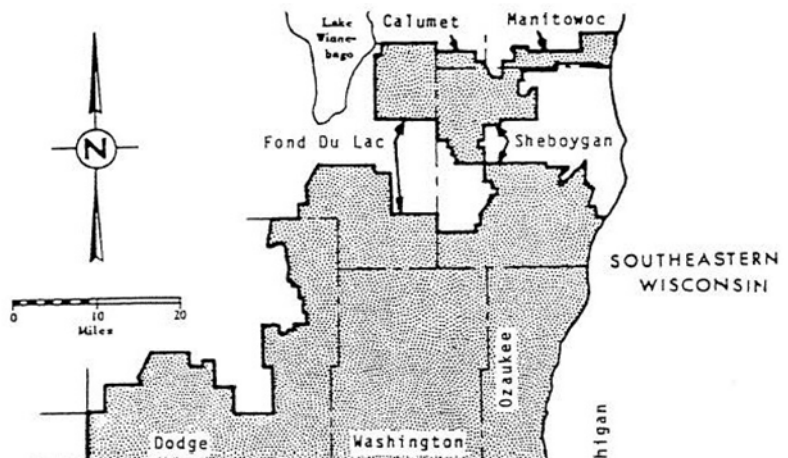
WE Energies Business Electricity Costs

CG-1 FACILITIES (>329KWH PER DAY FOR MONTH FOR ANY 3 MONTHS IN A 12-MONTH PERIOD - SMALL BUSINESS)	
Single Phase Service	\$0.52602 per day
Three Phase Service	\$0.52602 per day
Each Additional Meter	\$0.05951 per day
Energy Charge	\$0.13282 per KWh

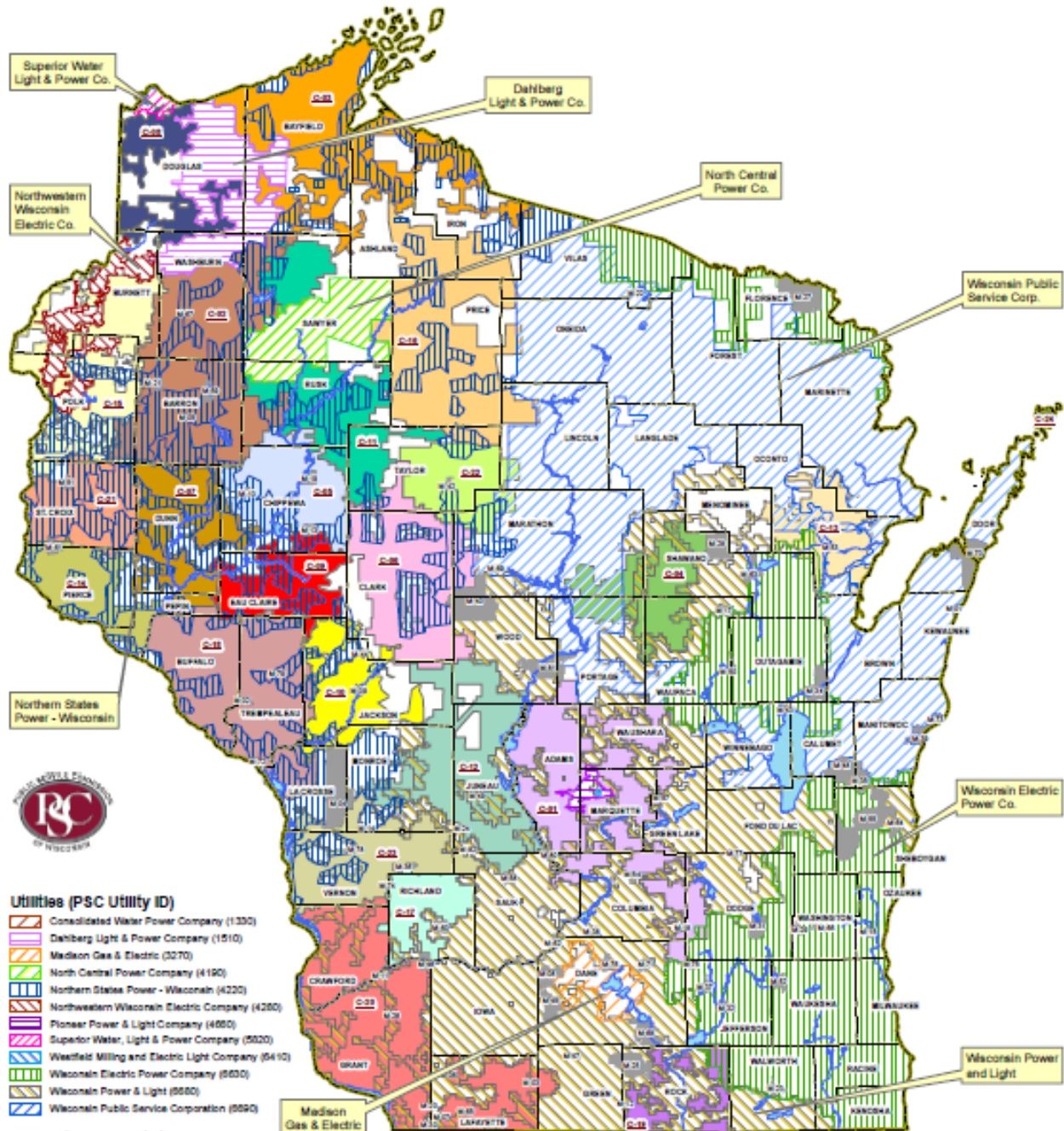
CG-2 FACILITIES (329 KWH PER DAY FOR THE MONTH FOR ANY 3 MONTHS IN A 12-MONTH PERIOD)		
Facilities Charge (One Meter)	\$1.12590 per day	
Each Additional Meter	\$0.18542 per day	
Energy Charge	On-Peak 9AM-9PM, M-F	Off-Peak
	\$0.12101 per KWh	\$0.09017 per KWh
Demand Charge - On-Peak Demand	\$6.860 per KWh	

CG-3 FACILITIES (986 KWH PER DAY FOR THE MONTH FOR ANY 3 MONTHS IN A 12-MONTH PERIOD)		
Facilities Charge (One Meter)	\$1.12590 per day	
Each Additional Meter	\$0.15255 per day	
Energy Charge	On-Peak 9AM-9PM, M-F	Off-Peak
	\$0.07842 per kWh	\$0.05622 per kWh
Demand Charge - On-Peak Demand	\$13.80 per KWh	
Customer Demand	\$1.85 per KWh	

<http://www.we-energies.com/business/elec/elecateswi.htm>



Wisconsin Electric Service Territories



Utilities (PSC Utility ID)

- Consolidated Water Power Company (1330)
- Dahlberg Light & Power Company (1510)
- Madison Gas & Electric (3270)
- North Central Power Company (4190)
- Northern States Power - Wisconsin (4220)
- Northwestern Wisconsin Electric Company (4260)
- Pioneer Power & Light Company (4660)
- Superior Water, Light & Power Company (5020)
- Westfield Milling and Electric Light Company (5410)
- Wisconsin Electric Power Company (5600)
- Wisconsin Power & Light (5650)
- Wisconsin Public Service Corporation (5690)

Cooperatives (PSC Utility ID)

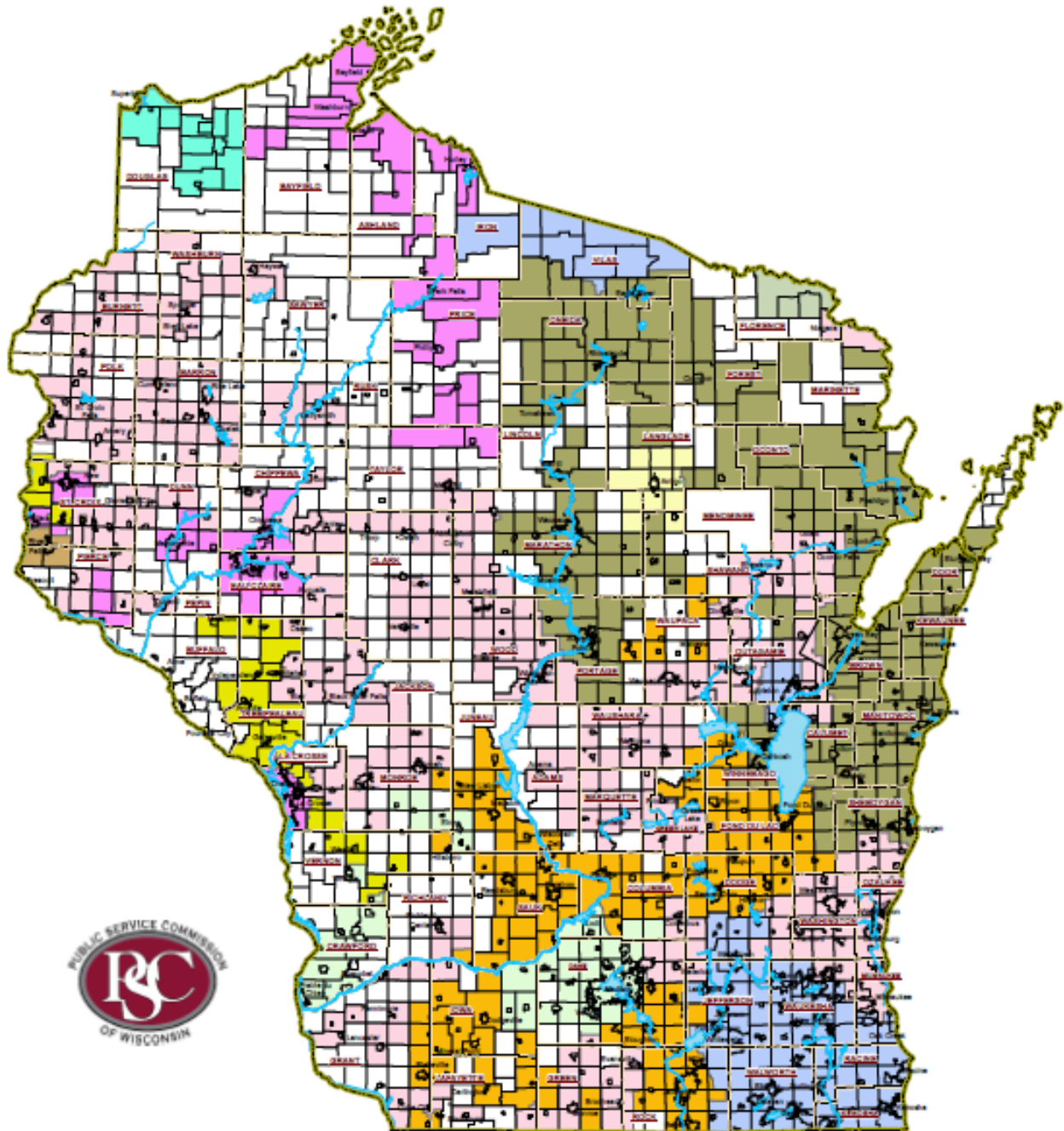
- Adams-Columbia Electric Cooperative (23)
- Barron Electric Cooperative (370)
- Bayfield Electric Cooperative (303)
- Central Wisconsin Electric Cooperative (1030)
- Chippewa Valley Electric Cooperative (1127)
- Clark Electric Cooperative (1144)
- Dunn Energy Cooperative (1650)
- East Central Electric (2515)
- Eau Claire Energy Cooperative (1737)
- Jackson River Falls Electric Cooperative (2718)
- Jump River Electric Cooperative (2777)
- Oakdale Electric Cooperative (4320)
- Oconto Electric Cooperative (4348)
- Plover Peplin Cooperative Services (4646)
- Polk-Summit Electric Cooperative (4747)
- Price Electric Cooperative (4674)
- Richland Electric Cooperative (5075)
- Riverland Energy Cooperative (5033)
- Rock Energy Cooperative (5125)
- Sconce Rivers Energy Cooperative (2318)
- St. Croix Electric Cooperative (5195)
- Taylor Electric Cooperative (5530)
- Vernon Electric Cooperative (5080)
- Washington Island Electric Cooperative, Inc. (5202)

Municipal Electric Utilities (PSC Utility ID)












- Algona Utility Commission (50)
- Arcadia Electric & Water Utility (210)
- Argyle Municipal Electric & Water Utility (230)
- Bangor Municipal Utility (350)
- Barron Light and Water Utility (380)
- Belmont Municipal Water & Electric Utility (440)
- Benton Municipal Electric & Water Utility (460)
- Black Earth Electric Utility (530)
- Black River Falls Municipal Electric & Water (550)
- Bloomer City of Electric Utility (580)
- Boocool Municipal Utilities (650)
- Brothard Water & Light Commission (740)
- Cadott Light & Water Municipal Utility (590)
- Cashton Municipal Electric & Water Utility (970)
- Cedarburg Light & Water Commission (1000)
- Centuria Municipal Electric Utility (1040)
- Clinchville Water & Electric Utility (1200)
- Columbus Water & Light Department (1300)
- Cornell Municipal Water & Electric Utility (1370)
- Cuba City Electric & Water Utility (1470)
- Cumberland Municipal Utility (1490)
- Eagle River Light & Water Commission (1710)
- Elkhorn Light & Water (1800)
- Eroy Municipal Electric & Water Utility (1850)
- Evansville City of Water & Light (1880)
- Fennimore Water & Light Plant (1980)
- Florence Utility Commission (2000)
- Gresham Municipal Light & Power Utility (2400)
- Hartford City of Utilities (2470)
- Hazel Green Municipal Utility (2510)
- Hustford Utilities (2650)
- Jefferson Water & Electric Department (2750)
- Juneau Utility Commission (2790)
- Kaukauna Utilities (2800)
- Kiel City of Utilities (2850)
- La Farge Municipal Electric Utility (2950)
- Lake Mills Light & Water Department (3000)
- Lodi Municipal Light & Water Utility (3160)
- Manitowish Public Utilities (3320)
- Manitowish Utilities (3400)
- Manosha Electric Utility (3470)
- Medford Electric Utility (3510)
- Menasha Electric & Water Utilities (3580)
- Menomonie Municipal Electric & Water Utility (3620)
- Mount Horeb Electric Utility (3930)
- Muscodota Light & Water Utility (4000)
- New Glarus Light & Water Works (4100)
- New Holstein Public Utility (4110)
- New Lisbon Municipal Electric & Water Department (4120)
- New London Electric & Water Utility (4130)
- New Richmond City Utilities (4139)
- Ononomowoc City of Utilities (4340)
- Oconto Falls Water & Light Commission (4360)
- Pardeeville Village of Electric Utility (4530)
- Plymouth Utilities (4740)
- Princeton Municipal Water & Electric Utilities (4800)
- Reedsburg Utility Commission (4970)
- Rice Lake Municipal Water & Electric Utilities (5050)
- Richland Center Electric Utility (5070)
- River Falls Municipal Utility (5110)
- Sauk City Municipal Water & Light Utility (5260)
- Shawano Municipal Utilities (5350)
- Shoebogin Falls Utilities (5380)
- Shullsburg Electric Utility (5460)
- Slinger Utilities (5510)
- Spooner Municipal Utilities (5630)
- Stoughton Electric Utility (5740)
- Stratford Municipal Water & Electric Utility (5760)
- Sturgeon Bay Utilities (5790)
- Sun Prairie Utilities (5810)
- Trappalaun Municipal Electric & Water Utility (5940)
- Two Rivers Water & Light Utility (5990)
- Violin Municipal Water & Electric Utility (6130)
- Watkins Water & Light Commission (6220)
- Wisconsin Water & Light Commission (6260)
- Waupun Public Utilities (6290)
- Weebly City of Municipal Electric & Water Utility (6400)
- Whitehall Municipal Electric Utility (6490)
- Wisconsin Delta Municipal Electric Utility (6610)
- Wisconsin Rapids Water Works & Lighting Commission (6700)
- Winecreek Electric & Water Utility (6760)

Service territory boundaries are approximate and based on information supplied by the utilities and companies. For utilities/companies without defined service territories, a rough boundary was drawn around their facilities and the properties they serve. Portions of the map in white represent areas where no electric service or service territory may have been extended. This map should be viewed as approximate and contains no guarantee of accuracy.

Wisconsin Natural Gas Service Territories



Wisconsin Natural Gas Utilities

	City Gas Company		St. Croix Valley Natural Gas Company
	Florence Utility Commission		Superior Water, Light, & Power Company
	Madison Gas and Electric Company		Wisconsin Electric Power Company
	Midwest Natural Gas Incorporated		Wisconsin Gas
	Northern States Power Company - Wisconsin		Wisconsin Power and Light Company
			Wisconsin Public Service Corporation